



**WELCOME
TO
DEPARTMENT OF INFORMATION TECHNOLOGY**

Presented by
Dr. Muni Sekhar Velpuru
Head, Dept. of Information Technology



Department Journey

1999

Established in 1999 UG – B. Tech with intake of 60 students

2009

Accredited by NBA for 3 years

2011

Granted JNTUH Autonomous status

2012

“ PRACTICING OBE” UG intake increased to 120

2014

NAAC –A & UGC Autonomous status

2015

Accredited by NBA for 3 years Under Tier-II

2018

Accredited by NBA for 3 years Under Tier-I

2019

Adaption of AICTE Integrated curriculum

2020

NIRF 143 All India Rank & UG intake increased to 180

2021

NAAC- A++ & NIRF 141 All India Rank

Achievements:

- ✓Rs. 98.56 lakhs grant on going **Research Projects**.
- ✓Student **Input Quality** is Improving year on year.
- ✓Improvements in **Placements** year on year.

➤**MOU** with Reputed Industries and other Organizations.





Glimpse About Department

Designation	Number of Staff
Professors	01
Associate Professors	06
Assistant Professors	24
Programmers / Computer Operators	07
TOTAL	38

On Role Students (2020-2021)	Total No.
IV B. Tech	114
III B. Tech	130
II B. Tech	134
TOTAL	378

- ❑ 4 Doctoral faculty from **NITs/CU**
- ❑ **67** Uniquely placed students (2020-21) (**# offers >150**)
- ❑ Internships in various companies (2020-21) - **#35**
- ❑ **16 Students opted for Enrolled for Higher Studies**
- ❑ Faculty got 100% pass percentage in academic year 2019-20— **#20**
- ❑ Research Grant Received —**Rs. 98.56 Lakhs** (2 On going & 3 Completed)



SWOC of the department

STRENGTHS

- Consistent Quality student intake
- Qualified and experienced faculty
- Well equipped labs and ICT enabled class rooms
- More number of placement opportunities

OPPORTUNITIES

- Geographical Advantage
- Rapid digitization of civil society
- Availability of e-resource

WEAKNESS

- Collaborative Research grants
- SCI index research papers

CHALLENGES

- Public Transport to and from the college is less
- Dynamic changes in the Industry needs



Curriculum Aspects

Regulation-	VCE-R20	VCE-R19	VCE-R18	VCE-R15	VCE-14		
Total No. of Credits	160	160	160	192	220		
Academic Flexibility							
No. of New Courses Added	10	4	14	30	15		
Curriculum Enrichment							
Academic Year	2020-21	2019-20	2018 – 19	2017 – 18	2016 – 17	2015 – 16	2014 - 15
No. of Value-Added Courses	2	3	2	2	1	-	-
Number of Students Benefited	72	219	167	131	15	-	-

- Our curriculum is based on **Choice Based Credit System (CBCS)** from 2015
- 100% courses are focused on **Entrepreneurship /Skill Development / Employability/Societal Needs**
- From VCE-R18, students are allowed **INTERNSHIP** 3 year onwards

Verticals of the Curriculum

Software Engineering Domain

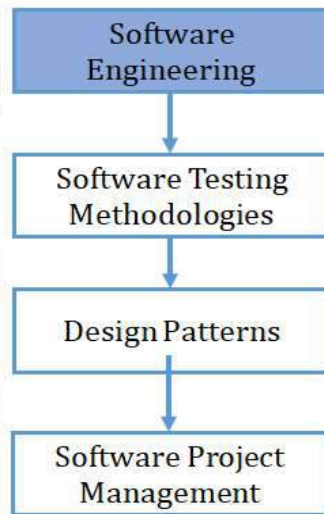
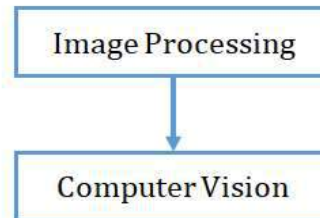
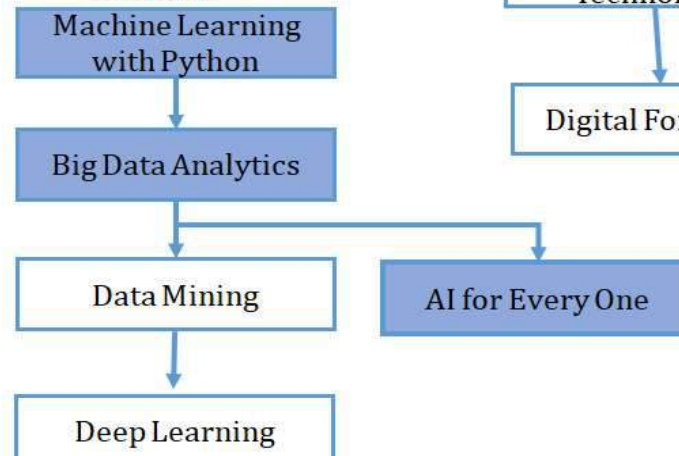


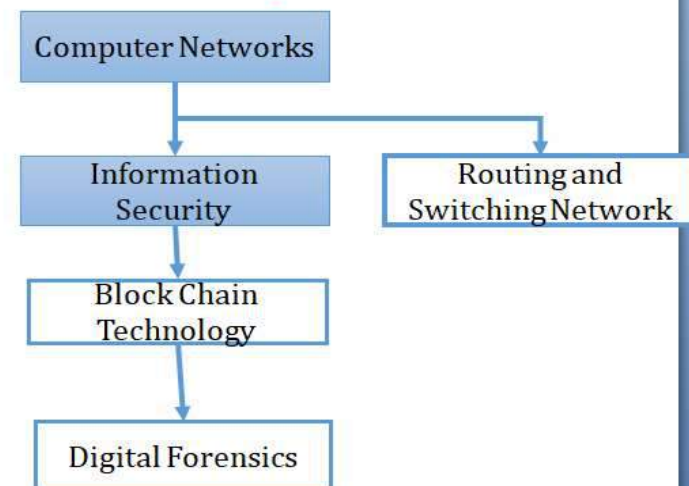
Image Processing Domain



Machine Intelligence & Data Analytics Domain



Network Security Domain





Teaching Learning- Student and Teachers

Students	2020-21	2019-20	2018 - 19	2017 - 18	2016 - 17	2015 - 17	2014 - 15
No. students Admitted	180	120+12	120+11	120	120	120+1	116
% students from other states	2%	3%	4%	4%	4%	4%	4%
Percentage of Student Faculty Ratio (SFR)	18.24	16.91	13.88	14.6	15	14.1	14.8
Teaching faculty from Other States	8 (34.78%)	8 (33.33%)	>30 %	>36%	>35 %	32%	40%

Academic Strength:

- All the faculties are using **ICT Tools** for conducting classes, **Innovation Assessments** and Activity based Learning practices like **Think-Pair Share, Just Minute Paper**, etc.
- Strong Student Mentoring System **(1:20)**
- Students undertaking Industry Internship - **20%**
- The following E-Resources are widely used by our faculty members:
 - ✓ **Microsoft Team, Bynder**
 - ✓ **Edmodo**
 - ✓ **Public Blogs (Ex: Google Blogspot)**



Teaching Learning Process- Evaluation Process and Reform

VCE-R18 & R19 & R20:

Theory Courses
Integrated Courses
Practice Courses

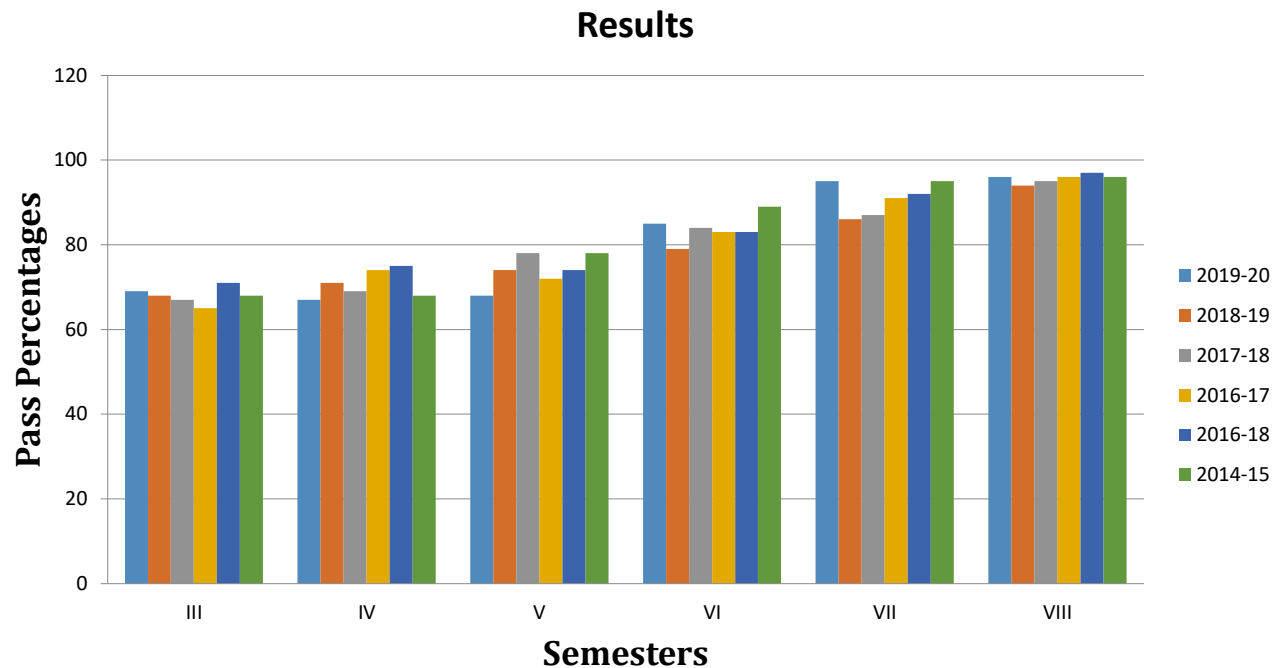
	Theory Credits	Integrated & Practical Credits	Internship / Project (Credits)
VCE-R14 (220)	81 %	13.6% (30)	4.5% (10)
VCE-R15 (192)	77 %	15% (30)	7% (14)
VCE-R18	27 %	63.75 % (102)	10% (17)
VCE-R19	27 %	63.75 % (102)	10% (17)
VCE-R20	32 %	58% (94)	10% (16)

Best Practices in TLP:

- Introduction of Course Packs (PPP)
- Self Learning & VAC
- Student Centric Methods

VCE-R20		VCE R18 & R19		VCE R15		VCE R14	
100		100		100		100	
CIE (30%)	SEE (70%)	CIE (30%)	SEE (70%)	CIE	SEE	CIE	SEE
100	100	100	100	25	75	25	75 / 50
AAT, CAT-I & II (Lab - 40)		AAT, CAT-I & II (Lab - 40)		CAT-I & II, Objective		CAT-I & II, Objective	

Student Performance



Student Progression:

- Faculty got 100% pass percentage: **#20 (2019-20)**
- Gradual Improvement in Results: **(Remedial Coaching & Student Mentoring)**
- Improvement in **CGPA & maximum attainments of Cos**
- Improvement in attainments of **POs & PSOs**

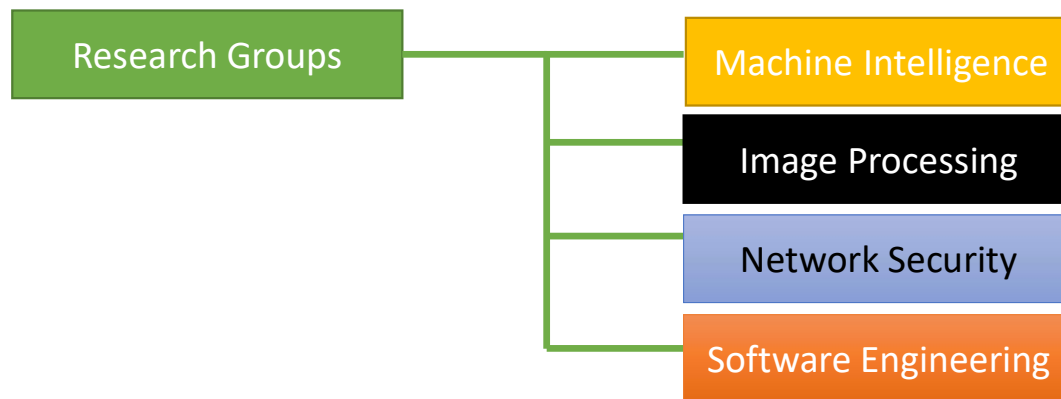


Research Practice & Reorganization

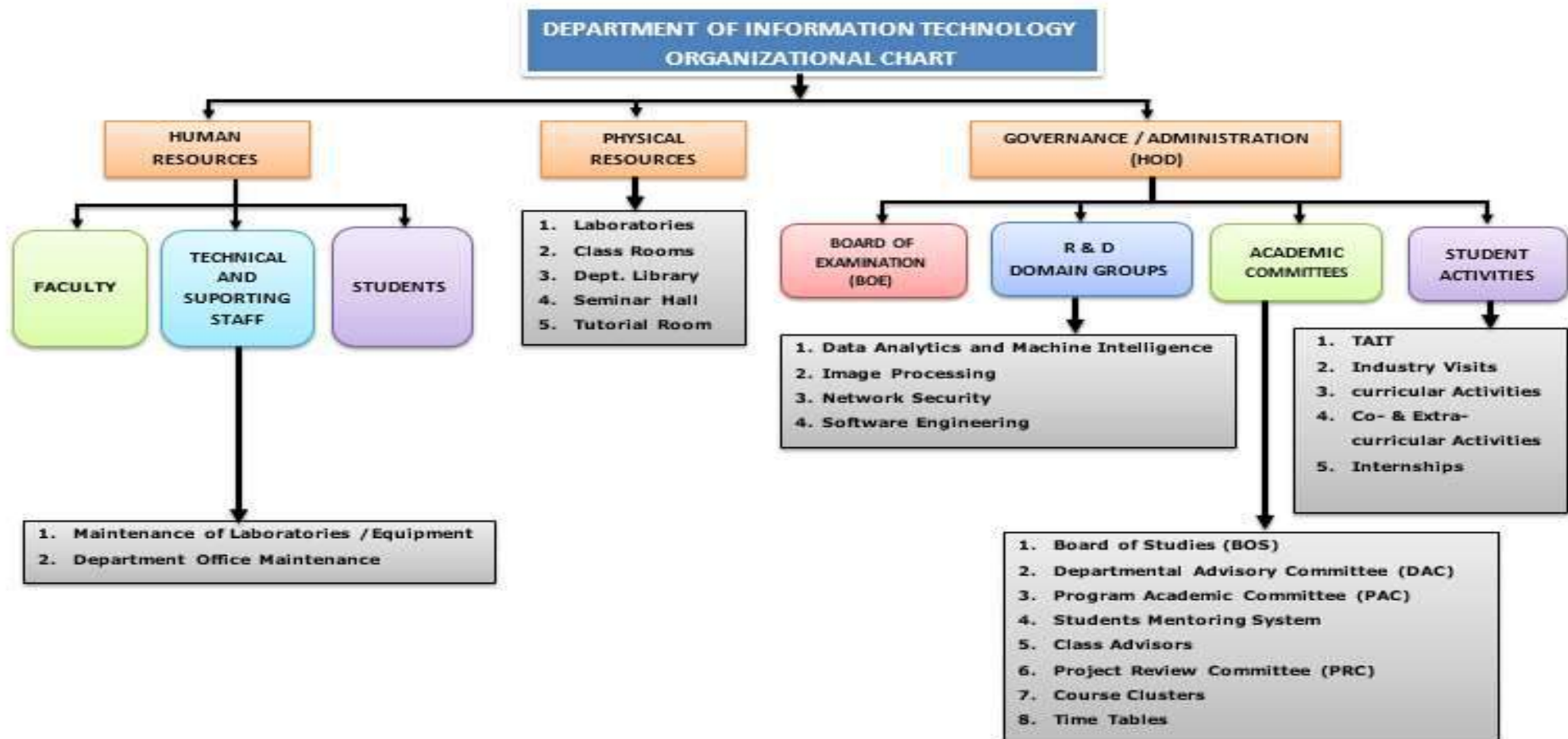
Recognition:

- Best paper award from First ICAICC 2018 by Mr. G Srikanth Reddy
- Best Performing women Instructor from Trident ICT academy 2019 by Ms. Sheena Mohammed
- #2 patent published & 2 in Queue

R & D Practices & Academic Research:



Department Organization Chart





ఏ దేశమేగినా ఎందు కాలిడినా
ఏ పీఠమెక్కినా ఎవ్వరేమనినా
పొగడరా నీతల్లి భూమి భారతిని
నిలుపరా నీ జాతి నిండు గౌరవము

- రాయప్రోలు సుబ్బారావు

నమస్కారం